

This is a legacy product document supported by Resideo. This product is no longer manufactured.



# TrueDRY™ DR65/DR90/DR120

## Ventilating Dehumidification System

### SPECIFICATION DATA

#### DR65 Specifications

<b>Part Number:</b>	DR65A2000
<b>Blower:</b>	160 CFM @ 0.0 in. WG 100 CFM @ 0.6 in. WG
<b>Supply Voltage:</b>	120 VAC; 60 Hz.
<b>Amps:</b>	5.2 A
<b>Power transformer to R/C terminals:</b>	24 VAC, 0.85A
<b>Energy performance:</b>	2.22 liters (4.7 pints) per kilowatt hour (KWH) Energy
<b>Refrigerant:</b>	R-410A
<b>Operating Temp Range (outside cabinet):</b>	34 – 135 °F (1.1 – 57.2 °C)
<b>Coverage:</b>	Up to 1800 sq. ft.
<b>Duct Connections:</b>	8 in. Round Inlet 8 in. Round Outlet (ABS Plastic)
<b>Filter Efficiency:</b>	Standard MERV-11
<b>Drain Connection:</b>	3/4 in. threaded female NPT, with attached 3/4 in. threaded male NPT

#### Dimensions (See Fig. 1):

Width:	12 in.
Height:	12 in.
Length:	28-1/2 in. (with collars)
Weight:	55 lbs (25 Kg)

#### Shipping Specs

Width:	15-1/2 in.
Height:	17-1/4 in.
Length:	31-1/2 in.
Weight:	65 lbs (30 Kg)

#### Optional Parts

Replacement Filter	50049537-005
Motorized Ventilation Damper	EARD6TZ
Bypass Damper	CPRD8/U
Compressor Relay, 24 VAC, 30 A	50049537-002
Compressor Run Capacitor	50049537-003
8" Duct Collar	50049537-004
Fan Assembly	50049537-006
Capacitor - Fan	50070204-001
Fan Relay, SPDT, 24 VAC, 15A	50035445-011
Transformer 120/24 VAC, 40 VA	50035445-013
Defrost Thermostat	50070204-002

ETL Listed. Energy Star Rated. Conforms to UL standard 60335-2-40.

For more information call 1-800-468-1502 or visit our website at [customer.honeywell.com](http://customer.honeywell.com).

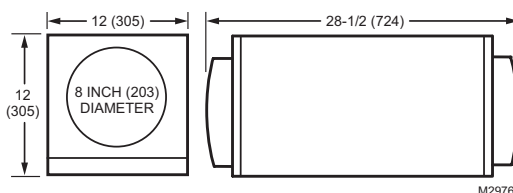


Fig. 1. DR65 Dimensions in inches (mm).

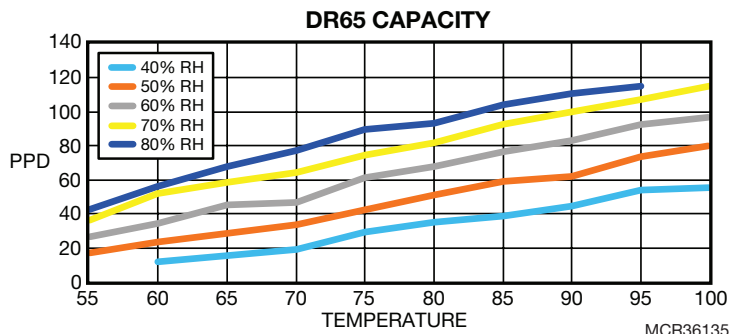


Fig. 2. DR65 Capacity.

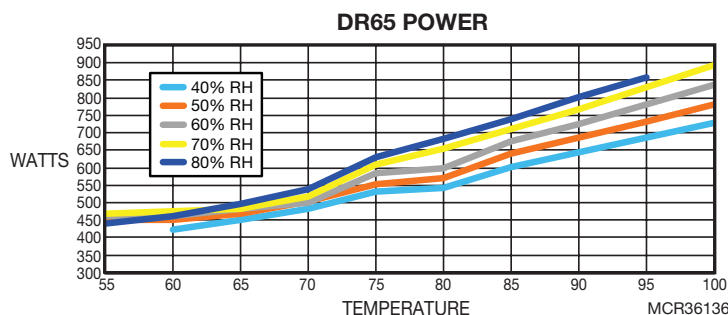


Fig. 3. DR65 Power.



33-00207-01

## DR65 Specifications

DR65 Capacity																													
Temp	40% RH			50% RH			60% RH			70% RH			80% RH			90% RH			100% RH										
	PPD	Watts	BTU	PPD	Watts	BTU	PPD	Watts	BTU	PPD	Watts	BTU	PPD	Watts	BTU	PPD	Watts	BTU	PPD	Watts	BTU								
40																													
45																													
50																													
55				17	450	1535	27	460	1569	36	470	1603	43	441	1504														
60	12	423	1442	24	451	1538	34	461	1572	52	475	1620	56	462	1575														
65	16	452	1541	29	467	1592	45	483	1647	58	484	1650	68	495	1688														
70	19	482	1644	34	504	1719	47	500	1705	64	519	1770	77	540	1841														
75	30	532	1814	43	554	1889	61	583	1988	75	609	2077	89	630	2148														
80	35	543	1852	51	572	1951	68	597	2036	82	656	2237	93	682	2326														
85	39	603	2056	59	639	2179	76	676	2305	93	711	2425	104	740	2523														
90	45	643	2193	62	686	2339	83	726	2476	100	768	2619	110	802	2735														
95	54	688	2346	74	733	2500	92	780	2660	107	830	2830	115	860	2933														
100	56	730	2489	80	782	2667	97	839	2861	115	894	3049																	
Unit below minimum defrost conditions with current defrost scheme																													
Conditions beyond our test capabilities																													
Unit in defrost conditions																													

## DR90 Specifications

<b>Part Number:</b>	DR90A2000
<b>Blower:</b>	262 CFM @ 0.0 in. WG 106 CFM @ 0.6 in. WG
<b>Supply Voltage:</b>	120 VAC; 60 Hz.
<b>Amps:</b>	5.9 A
<b>Power transformer to R/C terminals:</b>	24 VAC, 0.85A
<b>Energy performance:</b>	2.9 liters (6.1 pints) per kilowatt hour (KWH) Energy
<b>Refrigerant:</b>	R-410A
<b>Operating Temp Range (outside cabinet):</b>	34 – 135 °F (1.1 – 57.2 °C)
<b>Coverage:</b>	Up to 2800 sq. ft.
<b>Duct Connections:</b>	6 in. Supply Inlet 10 in. Round Inlet 10 in. Round Outlet (ABS Plastic)
<b>Filter Efficiency:</b>	Standard MERV-11
<b>Drain Connection:</b>	3/4 in. threaded female NPT, with attached 3/4 in. threaded male NPT

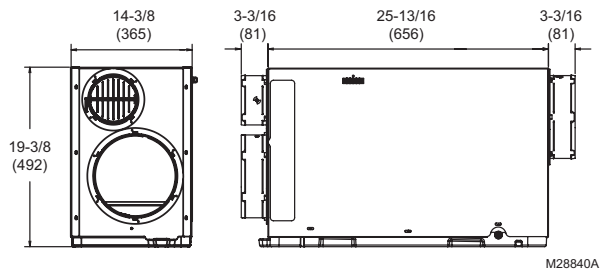
<b>Dimensions (See Fig. 4):</b>	
Width:	14-3/8 in.
Height:	19-3/8 in.
Length:	25-13/16 in. (without collars) 32-3/16 in. (with collars)
Weight:	82 lbs (37.2 Kg)

<b>Shipping Specs</b>	
Width:	18-1/2 in.
Height:	21-1/2 in.
Length:	40 in.
Weight:	93 lbs (42.2 Kg)

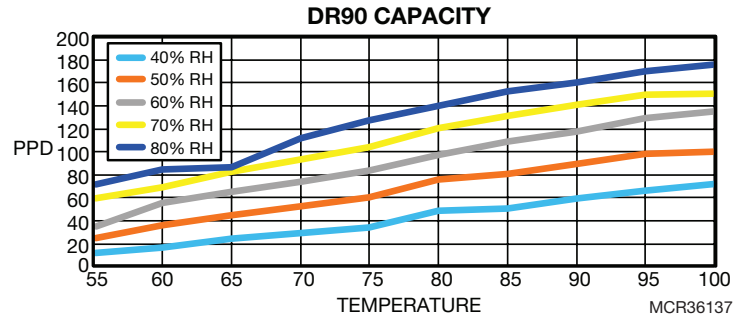
<b>Optional Parts</b>	
Replacement Filter	50070171-002
Motorized Ventilation Damper	EARD6TZ
Bypass Damper	CPRD10
Compressor Relay, 24 VAC, 30 A	50035445-014
Compressor Run Capacitor	50070171-001
10" Duct Collar	50049536-005
Fan Assembly	50049537-006/ DR90XFAN1
Capacitor - Fan	50070204-001/ DR90XCFA1
Fan Relay, SPDT, 24 VAC, 15A	50035445-011
Transformer 120/24 VAC, 40 VA	50035445-013
Defrost Thermostat	50070204-002

**ETL Listed. Energy Star Rated. Conforms to UL standard 60335-2-40.**

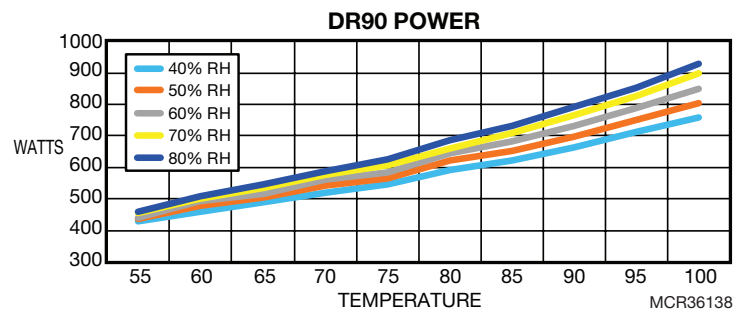
**For more information call 1-800-468-1502 or visit our website at [customer.honeywell.com](http://customer.honeywell.com).**



**Fig. 4. DR90 Dimensions in inches (mm).**



**Fig. 5. DR90 Capacity.**



**Fig. 6. DR90 Power.**

## DR90 Specifications

DR90 Capacity																						
Temp	40% RH			50% RH			60% RH			70% RH			80% RH			90% RH			100% RH			
	PPD	Watts	BTU	PPD	Watts	BTU	PPD	Watts	BTU	PPD	Watts	BTU	PPD	Watts	BTU	PPD	Watts	BTU	PPD	Watts	BTU	
40																						
45																						
50																						
55	12	430	1466	24	435	1483	35	440	1500	60	455	1552	71	461	1572							
60	17	460	1569	37	477	1627	55	492	1678	69	501	1708	85	510	1739							
65	25	490	1671	45	504	1719	65	518	1766	83	537	1831	87	547	1865							
70	30	521	1777	53	542	1848	74	561	1913	93	576	1964	112	590	2012							
75	34	546	1862	60	566	1930	84	586	1998	104	608	2073	127	627	2138							
80	49	592	2019	76	621	2118	97	645	2199	121	659	2247	140	687	2343							
85	51	622	2121	81	652	2223	109	682	2326	131	710	2421	153	733	2500							
90	59	665	2268	90	699	2384	118	733	2500	141	766	2612	160	791	2697							
95	66	712	2428	98	750	2558	129	788	2687	150	825	2813	170	855	2916							
100	72	757	2581	100	803	2738	135	848	2892	151	899	3066	176	928	3164							
Unit below minimum defrost conditions with current defrost scheme																						
Conditions beyond our test capabilities																						
Unit in defrost conditions																						

## DR120 Specifications

<b>Part Number:</b>	DR120A2000
<b>Blower:</b>	350 CFM @ 0.0 in. WG 210 CFM @ 0.4 in. WG
<b>Supply Voltage:</b>	120 VAC; 60 Hz.
<b>Amps:</b>	7.3 A
<b>Power transformer to R/C terminals:</b>	24 VAC, 0.85A
<b>Energy performance:</b>	2.9 liters (6.1 pints) per kilowatt hour (KWH)
<b>Refrigerant:</b>	R-410A
<b>Operating Temp Range (outside cabinet):</b>	34 – 135 °F (1.1 – 57.2 °C)
<b>Coverage:</b>	Up to 3500 sq. ft.
<b>Duct Connections:</b>	6 in. Supply Inlet 10 in. Round Inlet 10 in. Round Outlet (ABS Plastic)
<b>Filter Efficiency:</b>	Standard MERV-11
<b>Drain Connection:</b>	3/4 in. threaded female NPT, with attached 3/4 in. threaded male NPT

**Dimensions (See Fig. 7):**

Width:	14-3/8 in.
Height:	21-3/16 in.
Length:	25-13/16 in. (without collars) 32-3/16 in. (with collars)
Weight:	90 lbs (40.8 Kg)

**Shipping Specs**

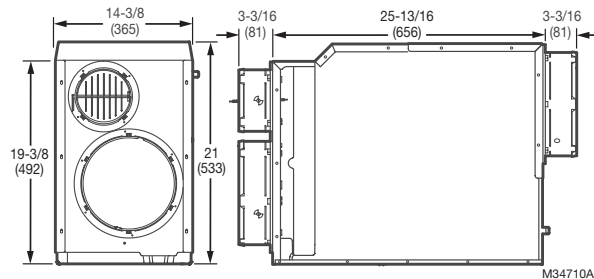
Width:	18-1/2 in.
Height:	23-1/2 in.
Length:	40 in.
Weight:	101 lbs (45.8 Kg)

**Optional Parts**

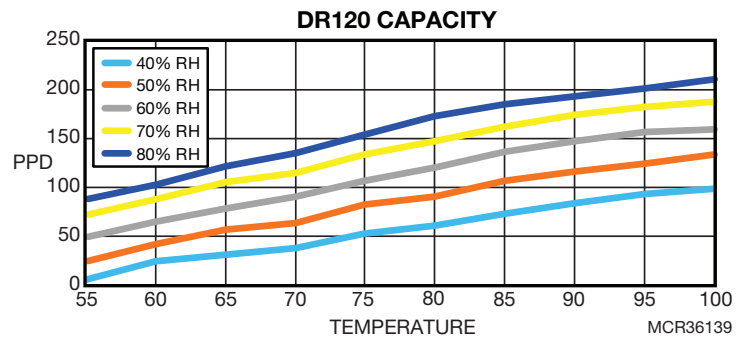
Replacement Filter	50070171-002
Motorized Ventilation Damper	EARD6TZ
10" Backdraft Damper	SPRD10
Compressor Relay, 24 VAC, 30 A	50035445-014
Compressor Run Capacitor	50070205-001/ DR120XCRC1
10" Duct Collar	50049536-005
Fan Assembly	50070205-002
Capacitor - Fan	50070205-003
Fan Relay, SPDT, 24 VAC, 15A	50035445-011
Transformer 120/24 VAC, 40 VA	50035445-013
Defrost Thermostat	50070204-002
Leveling Foot	50035445-019

**ETL Listed. Energy Star Rated. Conforms to UL Std. 474.**

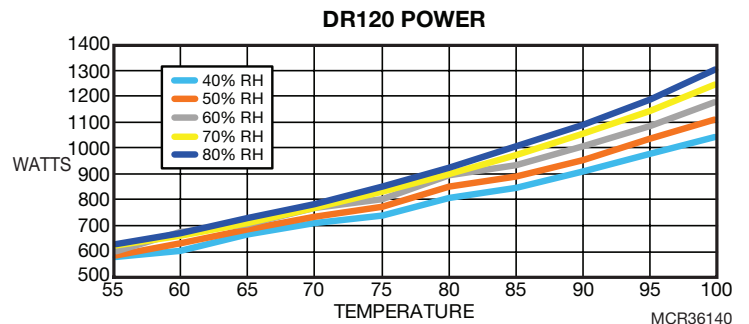
**For more information call 1-800-468-1502 or visit our website at [customer.honeywell.com](http://customer.honeywell.com).**



**Fig. 7. DR120 Dimensions in inches (mm).**



**Fig. 8. DR120 Capacity.**



**Fig. 9. DR120 Power.**

## DR120 Specifications

<b>DR120 Capacity</b>																						
Temp	40% RH			50% RH			60% RH			70% RH			80% RH			90% RH			100% RH			
	PPD	Watts	BTU	PPD	Watts	BTU	PPD	Watts	BTU	PPD	Watts	BTU	PPD	Watts	BTU	PPD	Watts	BTU	PPD	Watts	BTU	
40																						
45																						
50																						
55	6	580	1978	25	585	1995	48	600	2046	72	622	2121	88	626	2135							
60	25	602	2053	42	632	2155	65	674	2298	88	661	2254	103	673	2295							
65	32	667	2274	57	687	2343	79	703	2397	106	711	2425	122	727	2479							
70	38	711	2425	64	736	2510	91	767	2615	115	767	2615	136	782	2667							
75	53	739	2520	83	771	2629	107	801	2731	134	831	2834	155	849	2895							
80	61	806	2748	91	850	2899	121	895	3052	148	899	3066	174	925	3154							
85	73	848	2892	107	892	3042	137	933	3182	163	974	3321	185	1006	3430							
90	84	910	3103	117	955	3257	148	1006	3430	175	1053	3591	194	1089	3713							
95	93	977	3332	125	1034	3526	157	1087	3707	183	1143	3898	201	1189	4054							
100	99	1047	3570	135	1116	3806	159	1183	4034	188	1250	4263	211	1308	4460							
Unit below minimum defrost conditions with current defrost scheme																						
Conditions beyond our test capabilities																						
Unit in defrost conditions																						



**Automation and Control Solutions**

Honeywell International Inc.  
1985 Douglas Drive North  
Golden Valley, MN 55422

<http://customer.honeywell.com>

**Honeywell**

© U.S. Registered Trademark.  
© 2016 Honeywell International Inc.  
33-00207—01 M.S. 05-16  
Printed in U.S.A.